

A safe and secure website to make your contribution

Faith Lutheran Church is making available a new way to make a contribution of support via Thrivent's Simply Giving program. This safe and secure website allows you to set up reoccurring weekly or monthly contributions or to make a one time contribution at the time of your choosing.

Why use Simply Giving?

Simply Giving is a safe and simple way for you to fulfill your financial commitment to Christ's mission at Faith. Automatic contributions make it easy for you to budget in your household finances as well as help smooth out finances at Faith. Once you sign up, the website will allow you to manage your offering, show you previous offerings as well as the next scheduled offering.

How to sign up

This document provides instructions on how to sign up for Simply Giving automatic contributions. Setting up an automatic contribution will also serve as your financial commitment during our Stewardship campaign.

How to make future changes

You can always make changes to your automatic contributions via this website. The website will be available year round, not just during our Stewardship campaign.

Additional Questions

If you still have questions after reading this document, please give the church office a call at 225-8334.

Step 1: First Time User, Create a Log In ID

Online Donation

[Return to our Home Page](#)

Donations

1. Already created a profile?—"Log In" as Returning Member
2. To make **recurring** donations on a scheduled basis—Click "Create Profile"
([About recurring donations](#))
3. To make a **one-time** donation and also track your donation history—Click "Create Profile"
4. To make a **one-time** donation without tracking your donation history—Complete form below

One-Time Donation

GENERAL/OPERATING:	<input type="text" value="0.00"/>
BUILDING FUND:	<input type="text" value="0.00"/>
FOOD PANTRY:	<input type="text" value="0.00"/>
FAITH FORWARD:	<input type="text" value="0.00"/>
Evangelism/Outreach:	<input type="text" value="0.00"/>
STH/6TH GRADE YOUTH:	<input type="text" value="0.00"/>
CAPITAL CAMPAIGN:	<input type="text" value="0.00"/>

Total: **\$0.00**

Returning Member

Email Address:

Password:


[Forgot your Email Address or Password?](#)

New Member

Creating a profile allows you to:

- Set up/manage donations
- Track your donation history

Click to Create a User Profile



Step 2: Set up Account

Online Offering


Create Profile

Enter a valid email address below.
This will be used as your User ID.

Email Address:

Confirm Email Address:

Enter your email address



Step 3: Enter address information and create password

Online Offering [Retu](#)

Profile

First Name: (required)

Last Name: (required)

Address 1: (required)

Address 2:

City: (required)

State / Zip: (required)

Phone Number:

Email Address: (required)

Enter Password: (required)

Re-Enter Password: (required)

Password Requirements
Must be at least eight characters
Must include at least one letter and one number
Cannot be identical to your first name, last name or email address
Cannot be reused
Passwords are case sensitive

← Click Create Profile when finished.

Step 4: Set up a recurring contribution

Online Donation

← Click Add Transaction

My Scheduled Donations

You do not have any donations scheduled.

My Donation History

Date Range: to

Fund:

No donations were found for this Date Range and Fund selection.

Step 5: Enter offering amount and start date

Online Offering

Offerings

If you have a questions about this process, please contact the church office website.

REGULAR OFFERING:

Enter **Annual** amount in Regular Offering.

GTBF/Building Fund:


MISSION:

Enter the Faith Ministry in the text box above. Example: Food Pantry

Total:

\$0.00

Offering Frequency:

Choose One 

Choose Weekly or Monthly to have the Annual amount spread equally for the year. Enter the date you wish your contribution to begin (01/01/10)

Offering Start Date:

mm/dd/yy



Back

Continue

Step 6: Enter bank account information

Online Offering

Offering Information

Account:

Routing Number:

Account Number:

Joe Smith 1234
1234 Anystreet Court
Anycity, AA 12345 1234

Pay to the order of _____ Dollars

Bank Anywhere

⑆ 123456789⑆ 123456789123 ⑆1234

Bank Routing Number Bank Account Number Check Number (Do not use)

Review the information you entered above.
Click BACK to make changes or PROCESS to continue.

Enter bank account information above.

Click Process and you're finished.